



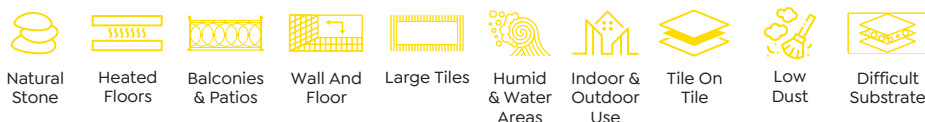
# VURA **FasTone S1**™

## Super Flexible

Deformable cementitious, polymer fibre modified adhesive with improved characteristic, slip resistance and extended open time. High performance adhesive for installing vitrified tiles, large scale tiles, thin tiles and slabs as well as natural stones.

### CHARACTERISTICS

- C2 TE S1 compliant with EN 12004 standard
- Type 4 T S1 as per IS 15477-2019
- With visible fibres for strength and flexibility balancing substrate deformations on critical surfaces like balconies, terraces, wet rooms, bathrooms, swimming pool and external facade etc
- For ceramic, vitrified tiles (semi and fully), glass mosaic and natural stone (non-sensitive)
- Suitable for large scale and heavy duty vitrified tiles
- Suitable for natural stones on internal as well as external application
- Suitable for tile on existing tile
- Suitable for vertical external stone/tile cladding
- On water proof and moisture proof layers
- For difficult substrate like heated floors and dry walls
- No vertical slip
- For inside and outside use
- Longer open time for safer application and adjustable
- Easy and excellent workability thanks to plastified consistency
- Application Up to 15mm
- Suitable for cement fibre board, gypsum board (Internal application)
- Installation of floors subjected to heavy traffic



### SCOPE OF USE

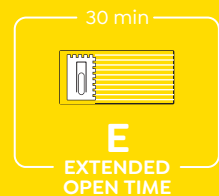
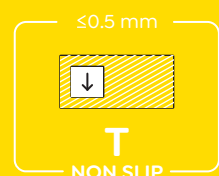
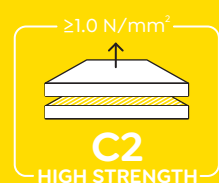
- **VURA FasTone S1** is used to laying vitrified tiles (semi and fully), cement and stone tiles, large format and heavy duty tiles, thin tiles, glass mosaics and natural stone on deformable substrate.
- Its features keep elastic connection with substrate which allowed to carry over shear stresses between tile and substrate.
- **VURA FasTone S1** is recommended to fixing tiles/stones on wall, heated floors, dry wall boards, facades, terraces, balconies, swimming pools and technological water tanks (no chemicals).
- Thanks to advanced adhesion, it is recommended for tiles with absorption < 0.5% as fully vitrified tiles even to big size tiles (up to 1m<sup>2</sup>) and for fixing tiles/stones on critical substrates such as existing tiles, gypsum substrates, dry wall boards, anhydrites and cellular concrete.
- Indoors and Outdoors
- It is recommended for floors with elevated functional loads, in shopping malls, staircase
- On horizontal and vertical surfaces
- On Cement and cement-lime plaster, cement screeds, cement ground coats and concrete etc.

# VURA™

Time To Build Better

INDIA | UAE | ESTONIA

**NEW**  
**FIBRE**  
**POWER**  
STRONG & FLEXIBLE



Compliance With  
**IS 15477**



**Vura Bau-Chemie LLP**

1302, 13<sup>th</sup> Floor,  
Elite Business Hub,  
Sola, Ahmedabad 380060,  
Gujarat, India.

**079 4849 2890**  
**care@vura.ae**  
**vura.ae**





ONE UNIT = ONE TREE

## SUBSTRATE PREPARATION

Adhesive can be applied on even and compact substrates, free of any substances that reduce adherence (grease, bitumen, oil, paint, dust etc.). Concrete should be at least 1 month old. Cement screeds and plasters should be fully cured. Anhydrite (residual moisture below 0.5%), gypsum (residual moisture below 1%) substrates should be mechanically roughened and cleaned from dust. Dry wall Aerated concrete should be free from dust. Can be applied on existing tiles and should be roughened and cleaned before application. Substrates must not be wet. Any existing dirt, loose layers and paint coating shall be mechanically removed. Absorbent substrates shall be dampen and remove excess water before application.

## APPLICATION

Pour **VURA FasTone S1** into a container with the precisely measured amount of clean water and stir with a drill and mixer until a homogeneous mass without lumps is obtained. Leave for 5 min. and then stir the mixture again. Apply the mortar with a suitable notched trowel. Use the proper sized notch trowel to ensure full bedding in the tile. The depth of trowel's notching is depends on the size of tile / stone. The back buttering method shall be used for larger tiles / stones and for outdoor applications (ie. additionally a thin layer of the mortar should be spread on the tile/stone's back side, contact area > 90%). Place the tiles/stones only during the open time of the adhesive. Lay the mortar and press while the mortar is still sticky. Fresh excess mortar can be removed with water, hardened material can only be removed mechanically. Grouting can be performed no earlier than after 24 hours using VURA tile grouts. Floors are set to light traffic after approx. 24 hrs. Expansion joints, joints at the corners of walls and floor and around sanitary equipment shall be filled with sealants or shall be treated with appropriate treatment.

## PLEASE NOTE

- Applications should be carried out in dry conditions. All data refers to +23° C and R.H. 50%. In different conditions it should be taken under consideration faster or slower material drying.
- Spread not more than the areas which can be layed within the open time of the adhesive.
- For grouting, It is recommended to use VURA tile grouts. VURA SiGro, VURA SiGro+, VURA Oxi grouts should be used for grouting indoors and outdoors, also on terraces and balconies. In the case of substrates exposed to increased chemical and mechanical aggression, use VURA SiGro or VURA SiGro+ grout or better VURA Oxi Epoxy grouts.
- For waterproofing, it is essential to waterproof wet areas with VURA waterproofing products prior to application.
- For Absorbent natural stones, It is recommended to use VURA FiSeal five side sealer
- In the case of laying stone / tiles prone to color changes, sample tests must be necessarily be carried out in order to check whether the mortar causes no fading / discoloration of the tiles/stones.
- Ensure to keep tile joints (gap) is kept between subsequent tiles to accommodate thermal expansion and contraction.
- Hardening can be accelerated or delayed and that the product itself is subject to local conditions.

## PRODUCT SAFETY

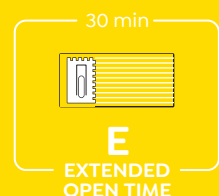
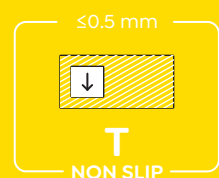
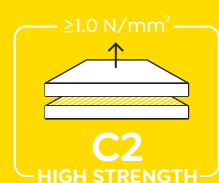
Product contains cement, strongly alkaline reaction with moisture, so protect skin and eyes. After contact wash immediately with plenty of water. After eye contact also seek medical advice. It is recommended to use protective gloves and goggles. For further and complete information about the safe use of our product, please refer to the latest version of our Material Safety Data Sheet.

# VURA<sup>®</sup>

Time To Build Better

INDIA | UAE | ESTONIA

**NEW**  
**FIBRE**  
**POWER**  
STRONG & FLEXIBLE



Compliance With  
**IS 15477**



**Vura Bau-Chemie LLP**

1302, 13<sup>th</sup> Floor,  
Elite Business Hub,  
Sola, Ahmedabad 380060,  
Gujarat, India.

**079 4849 2890**  
**care@vura.ae**  
**vura.ae**





## GENERAL DATA

1. Color : Grey and White
2. Pack size : 20 Kg bag  
40 Kg bag (For project sale only)
3. Base : Mixture of cements with mineral fillers and modifiers

## TECHNICAL DATA

1. Bulk Density : Grey : 1.38 g/cc  
White : 1.34 g/cc
2. Mixing Proportion : Grey : 4.6 - 4.8 L of water  
(23% - 24% by weight) for 20 Kg bag  
White: 4.6 - 4.8 L of water  
(23% - 24% by weight) for 20 Kg bag
3. Slip Resistance / Vertical Slip (T) :  $\leq 0.5$  mm
4. Open Time : 40 min.
5. Pot Life : 4 hrs.
6. Achieved Thickness : Up to 15mm
7. Application Temperature : From +5°C to +35°C
8. Grouting : After approx. 24 hrs
9. Adhesive tensile strength : **Grey** **White**  
(according to EN 12004 : 2017 standard @ 23 ± 2°C)  
- Initial dry condition (after 28 days) : > 1.70 N/mm<sup>2</sup> > 1.80 N/mm<sup>2</sup>  
- After water immersion : > 1.20 N/mm<sup>2</sup> > 1.20 N/mm<sup>2</sup>  
- After heat ageing : > 1.40 N/mm<sup>2</sup> > 1.40 N/mm<sup>2</sup>  
- After freeze/thaw cycles : > 1.40 N/mm<sup>2</sup> > 1.40 N/mm<sup>2</sup>  
- Open time @ 30 minutes : > 0.80 N/mm<sup>2</sup> > 0.85 N/mm<sup>2</sup>  
(according to IS 15477-2019 standard @ 27 ± 2°C)  
- Dry condition : > 1.70 N/mm<sup>2</sup> > 1.80 N/mm<sup>2</sup>  
- Wet condition : > 1.20 N/mm<sup>2</sup> > 1.20 N/mm<sup>2</sup>
10. Shear Adhesion Strength : **Grey** **White**  
(according to IS 15477-2019 standard @ 27 ± 2°C)  
- Dry condition : > 1.70 N/mm<sup>2</sup> > 1.70 N/mm<sup>2</sup>  
- Heat aging condition : > 1.40 N/mm<sup>2</sup> > 1.40 N/mm<sup>2</sup>  
- Wet condition : > 1.20 N/mm<sup>2</sup> > 1.20 N/mm<sup>2</sup>
11. Deformation : Up to 3.5mm (S1 according to EN 12004 / IS 15477-2019)
12. Temperature resistance : From -30°C to +75°C
13. Coverage : Consumption may vary depending on the evenness on the substrate, trowel notch size, type of tiles / stone and the application technique.  
As a guide : 1.2 Kg / m<sup>2</sup> / mm of thickness
14. Approximate consumption : 24 hrs.
15. Set to light foot traffic : 14 days
16. Ready for use : Until 15 months since the date of production when stored in undamaged dry conditions and original packaging.
17. Shelf life

The product is compliant with the EN 12004 / ISO 13007 and IS 15477-2019 standard.

## OTHER INFORMATION

Should you need support or advice, please consult our advisory service for architects and craftsman on the contact information you will find on the local VURA website.

Apart from the information given here it is also important to observe the relevant guidelines, regulations and common standards of various organizations and trade associations. The afore mentioned characteristics are based on practical experience and applied testing. Confirmed properties and possible uses which go beyond those listed in this information sheet require our written confirmation. All data given was obtained at an ambient and material temperature of +23° C and 50 % relative air humidity unless specified otherwise. Please note that under other climatic conditions, hardening can be accelerated or delayed and that the product itself is subject to local conditions.

The information contained herein, particularly recommendations for the handling and use of our products, is based on our professional experience. As materials and conditions may vary with each intended application, and thus are beyond our sphere of influence, we strongly recommend that in each case sufficient tests are conducted to check the suitability of our products for their intended use. Legal liability cannot be accepted on the basis of the contents of this data sheet or any verbal advice given, unless there is a case of willful misconduct or gross negligence on our part or unless there is a case of personal injury or death or a case of liability under the Product Liability Act.

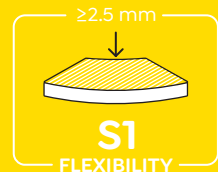
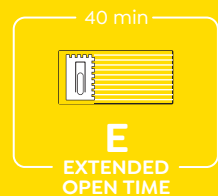
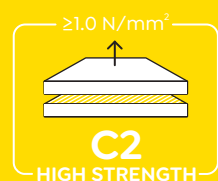
This technical data sheet supersedes all previous editions relevant to this product. Please be aware that this Technical Data Sheet only relates to a product manufactured in the specific relevant production site.

# VURA®

Time To Build Better

INDIA | UAE | ESTONIA

**NEW**  
**FIBRE**  
**POWER**  
STRONG & FLEXIBLE



Compliance With  
**IS 15477**



**Vura Bau-Chemie LLP**

1302, 13<sup>th</sup> Floor,  
Elite Business Hub,  
Sola, Ahmedabad 380060,  
Gujarat, India.

**079 4849 2890**  
**care@vura.ae**  
**vura.ae**

